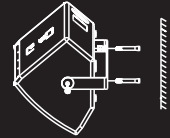
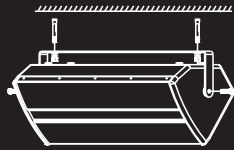




$\Sigma 5306/50$

Toasting paint speaker

User's manual



3G- β 3-MA-170306-001



Features:

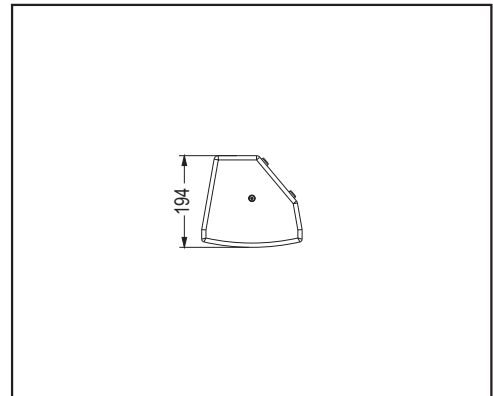
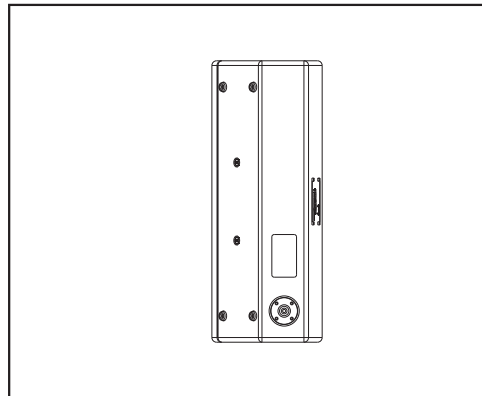
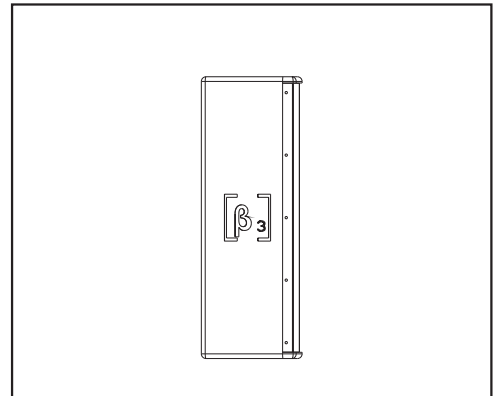
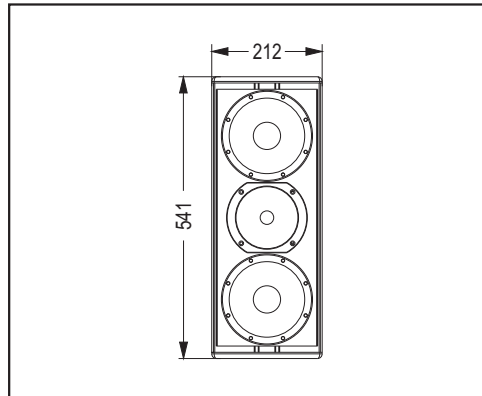
- **Three transducers two way phase-reversed full range professional speaker, professional and efficient transducers, computer simulating design.**
- Three transducers two way full range
- High SPL, high sensitivity speaker
- Two 6" woofer with big power
- One 1" compression driver with PEI diaphragm
- Driven by single amplifier
- 140° × 140° wide dispersion can get the better covering
- Computer analog design bring better frequency response and phase
- Flexible and convenient installation mode
- Used for full range sound reinforcement, language reinforcement for meeting system, background music, bar, dance hall and other public avenues
- Suitable to be as monitor and sound compensation for any big audio project and touring performance
- Can work with β 3 high energy subwoofer(Σ B118D) when used for high quality replaying music



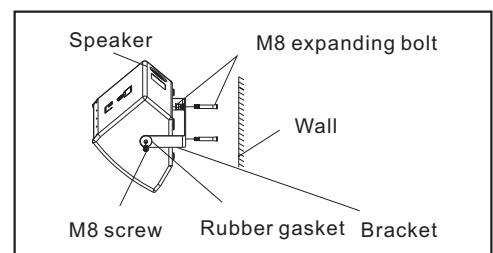
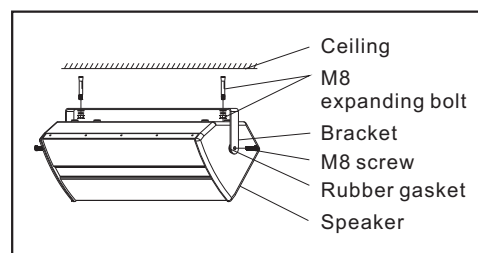
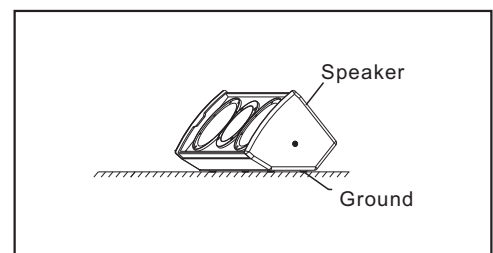
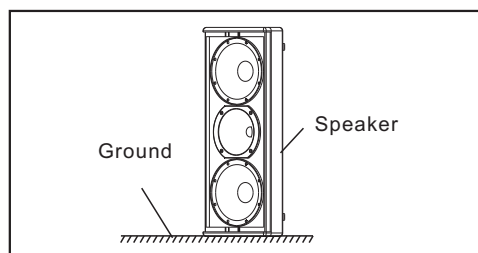
Specifications:

Frequency Response(-3dB):	70Hz-18KHz
Sensitivity(1m/1W):	93dB
Crossover Frequency:	3KHz
Dispersion(H × V):	140° × 140°
Rated Power(RMS):	160W
Rated Impedance:	8 Ohm
DC Impedance:	6.4 Ohm
THD:	<3%
Input Connectors:	NL4 × 1
Net Weight(1Pcs):	9.5kg
Gross Weight:	22.5kg
Dimensions (W × D × H):	212 × 194 × 541mm
Packaging Dimensions 2pcs/pack(W × D × H):	631 × 541 × 303mm

Cabinet Dimension:



Installation drawing:



Σ5306/50
FULL RANGE PROFESSIONAL SPEAKER