



# Σ5212a/85

ACTIVE WOODEN SPEAKER

User's manual



ED-B3-MA-050511-002



### Features:

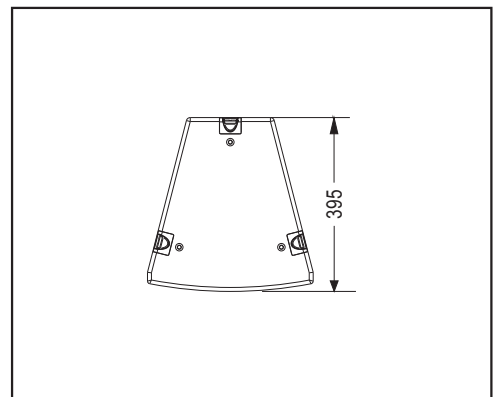
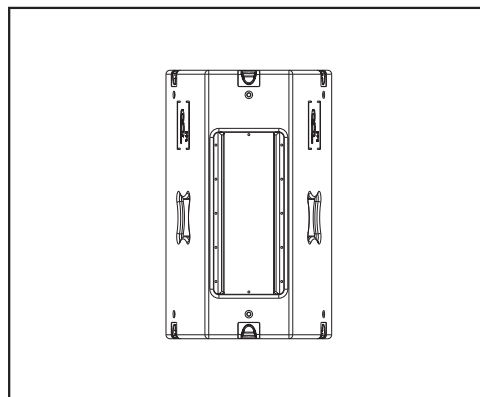
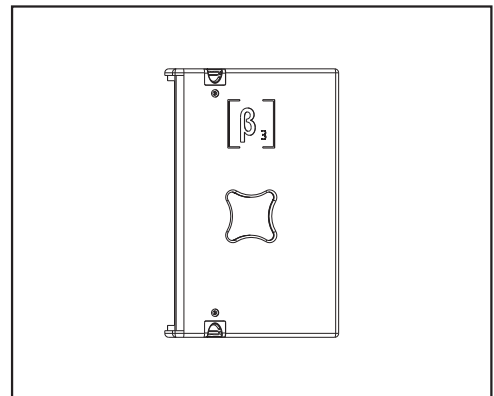
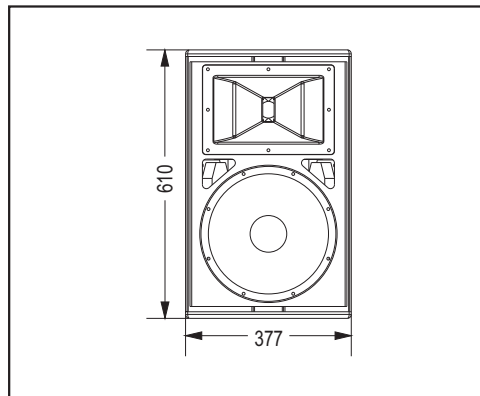
- **Two way phase reversed active wooden subwoofer with two transducer professional efficient transducer, computer simulating design**
- 2 way active full range speaker
- One 12" woofer
- One 3" compression driver with titanium diaphragm
- Bi-amplifier design for independant HF, LF, active frequency compensation , auto electrical limit protection adjust for LF/HF
- Cabinet built with high intensity materials
- Flying point in the cabinet, support hole in the bottom big dynamics and high sensitivity, MF/HF is very clear and LF is very powerful
- Suited for avenues where require high quality reinforcement, like bar, bands, cimema, multi-functional room,VIP room meetingroom etc.
- Suitable for moving performance, such as commerial promotion, bands performance, party, can be used as the reinforce speaker living performance of electric guitat , keyboard



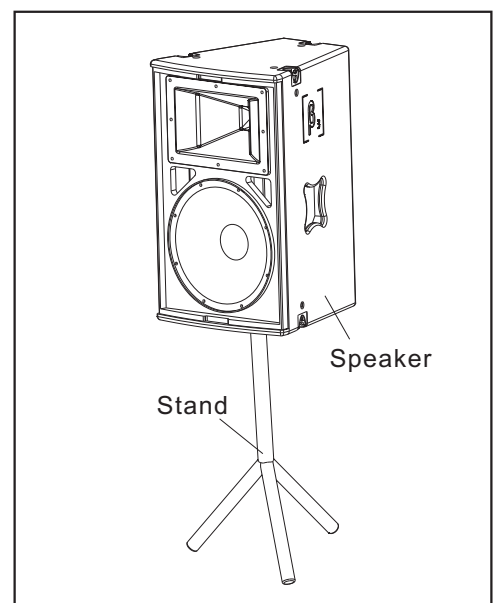
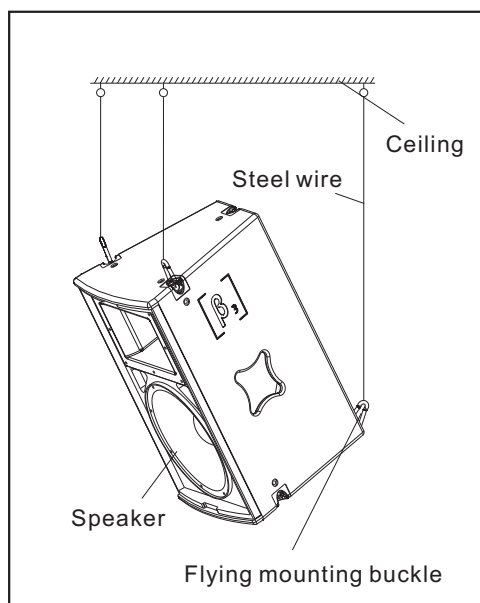
### Specifications:

System:	Built-in Crossover two way full ranger active speaker
Cabinet configuration	High intensity configuration
Fequency Response(-3dB):	60Hz~16KHz
Rated Power(RMS):	Treb:100W Bass:300W
Max SPL(1m):	120dB(Free Field)
Frequency adjust:	100Hz:±12dB/10Hz:±12dB
Input Impedance:	Balance:20K, Unbalance:10K
Dispersion(H×V):	80° X50°
Input Connectors:	XLR J3P/XLR K3P
Power supply:	~110V/~220V 50Hz Manual selet
Dimensions (W×D×H):	377×395×610mm
Packaging Dimensions 1pcs/pack(W×D×H):	505×485×730mm
Net Weight(1Pcs):	30Kg
Gross Weight:	35Kg

## Cabinet Dimension:



## Installation drawing:



**ΣS212a/85**  
**ACTIVE WOODEN SPEAKER**